

Khaitan Public School, Sahibabad

Holiday Home Work -2017

Class – NUR



Dear Parent,

Summer holidays are here again to give us respite from the scorching heat. We hope that our children will enjoy their vacation time as well as hone their skills.




Children learn through experiences and play. There are many ways in which you can support them in gaining knowledge and understanding as well as strengthen the parent child bond.

Some things that you as a parent can do are:


- Take your child on a nature walk.
- Play simple games with your child.
- Make simple conversations.
- Involve them in little household chores.
- Recite a story to them.

☺ Try to converse in English with them.




Name: _____

Class & Section: _____



SUMMER BREAK



My Week 1 & 3

Monday

- ✓ Do opening and closing of bottles & jars-
<http://www.infomontessori.com/practical-life/preliminary-exercises-opening-bottles.htm>
- ✓ Play with colourful clay dough and make a rainbow

Tuesday

- ✓ Roll the play dough and make beads in seven colours
- ✓ Sing rhymes and songs with your parents

Wednesday

- ✓ Practice magic words- Please, Sorry, Thank you
- ✓ Listen to the story and use magic words with your parents
<https://freestoriesforkids.com/children/stories-and-tales/magic-tree>

Thursday

- ✓ Sow a seed with parents and water it everyday
- ✓ Take care of pets at home
- ✓ Learn to wish and welcome guests by saying Hello and Namaste

Friday

- ✓ Spend time with your grandparents. Respect them and listen to stories from them
- ✓ Help your parents in keeping the house clean

Saturday

- ✓ Make best out of waste
Go to the link and follow the steps
<http://flintobox.com/blog/do-it-yourself/waste-material-craft-pineapple-pen-stand>
- ✓ Celebrate Father's day on 18th June and let him feel special
Go to the links and follow the steps
<http://gluedtomycraftsblog.com/2014/05/you-are-my-superhero-fathers-day-gift-idea.html>

Sunday

- ✓ Enjoy with your family
- ✓ Talk to animals- Go to the zoo and observe different animals

My Week 2 & 4

Monday

- ✓ Cook out frequently- Help your mother in kitchen by stirring sugar for lemonade

<http://childhood101.com/2013/10/easy-homemade-lemonade-recipe-cooking-with-kids/>

- ✓ Arrange your things on the shelves

Tuesday

- ✓ Go to the park and use a bubble maker to make bubbles
- ✓ Make mud balls and paint them

Wednesday

- ✓ Serve biscuits to to family and friends
- ✓ Be more social- Invite friends and family members and plan a party

Thursday

- ✓ Grip a crayon properly and do scribbling
- ✓ Read a story to your child

<https://www.freechildrenstories.com/age-3-5>

Friday

- ✓ Hold a book and turn pages carefully one-by-one
- ✓ Listen to the sounds around you and share with your parents

Saturday

- ✓ Recite rhymes and do the actions
- ✓ Play in water and make sounds by tapping and splashing

Sunday

- ✓ Stop and look at the flowers & appreciate them. Go to a botanical garden/ park and run around
- ✓ Plan a family outing

General Instructions

Things to do every day:

- ✓ Converse in English with your parents, friends, guardians etc.
- ✓ Always throw waste in the dustbin.
- ✓ Wish everyone with a smile.
- ✓ Turn off the fans/lights and tap when not in use.
- ✓ Brush your teeth twice a day.
- ✓ Wake up early and sleep on time.
- ✓ Do a clean up after work and play.
- ✓ Dress up by yourself.
- ✓ Water the plants and also keep water for birds.
- ✓ Practice to eat without spilling the food.

Note for Parents:

- ✓ These are suggested tasks and can be repeated according to the child's choice.
- ✓ Capture moments of each day's task done by the child.
- ✓ From the moments captured of the different activities you've enjoyed during the vacations, on an A3 sheet make a collage of the same, decorate it well and bring it to school to share it with your friends.

Have a great



VaCaTion!