

Khaitan Public School, Sahibabad

Holiday Home Work -2017

Class – UKG



Dear Parent,

Summer holidays are here again to give us respite from the scorching heat. We hope that our children will enjoy their vacation time as well as hone their skills.




Children learn through experiences and play .There are many ways in which you can support them in gaining knowledge and understanding as well as strengthen the parent child bond.

Some things that you as a parent can do are:


- Take your child on a nature walk.
- Play simple games with your child.
- Make simple conversations.
- Involve them in little household chores.
- Recite a story to them.

☺ Try to converse in English with them.




Name: _____

Class & Section: _____



SUMMER BREAK



My Week 1 & 3

Monday

- Learn how to write your name.
- Recite the rhymes taught in school to someone at home.
- Make best out of waste and bring it to school. Go to the link for some great ideas:<https://www.pinterest.com/pin/400468591842771082/>

Tuesday

- ✓ Learn to arrange your books, toys and clothes properly in the cupboard.
- ✓ Count to 20 with someone.
- ✓ Go to the park, use the bubble maker to make bubbles with your friends.
- ✓ Learn how to peel potato and ask mom to prepare French Fries for you.

Wednesday

- ✓ Help your parents/grandparents at home in simple chores like arranging dining table/ living room.
- ✓ Practice phonics with your parents.
<https://youtu.be/Djz82FBYiug>
- ✓ Learn how to cut over standing lines using a child friendly blunt scissors.

Thursday

- Water the plants in your garden, take care of pets at home.
- Listen to a story read by someone at home and draw any one character from that story.
- Learn how to shower independently.
- Practice phonics, blending of sounds.
<https://youtu.be/3ovJlxTQpsU>

Friday

- Eat your food without spilling, wash your hands with soap before you eat.
- Practice reading sight words is, a, the, on, in, it.
- Sort and create pattern using clay, button, rajma, beads or shells etc.

Saturday

- Celebrate Father's day on 18th June and let your Father feel special. Gift him a card, go to the links and follow the steps:
<http://gluedtomycraftsblog.com/2014/05/you-are-my-superhero-fathers-day-gift-idea.html>
- Welcome guests visiting your home,

Sunday

Always throw trash in the bin, visit India gate and see the newly made recycling counter. Enjoy summers by Eating Mango with your parents.

My Week 2 & 4

Monday

- Say the phonic sounds of letters to your parents.
- Prepare Nimbu Paani; on an A4 sheet draw and colour the steps you followed.
- Memorize your home address and your dad's phone number.

Tuesday

- ✓ Practice writing the CVC words from the family "at, ap and ag".
- ✓ Make an accordion book, write and draw CVC word family in it.

Wednesday

Make any object using the cutouts of different 2D shapes.

Read a story with your mom and draw the main characters of the story on a A4 sheet.

Thursday

- Memorize your home address and your mom's and dad's phone number.
- Show and Tell at home- Say to your parent's 4-5 lines about any toy, game or things that you have at home.

Friday

- Practice writing अक्षर अ - अः, म, न, प, ग चित्र सहित ।
- In a newspaper/ magazine, recognize, read and encircle the sight words: is, a, in, on, it, the, share it with your parents.

Saturday

- Limit your time in front of TV/Computer, go outdoor and play with your friends.
- Enjoy the time creating different models with clay.
- Create puppet/ flash cards from the stories you've heard and bring it to school for storytelling.

Sunday

Spend time with your family members, know their names, interest and what do they do. Draw the best moment of your vacations and bring it to school to share with your friends.

General Instructions

Things to do every day:

- ✓ Converse in English with your parents, friends, guardians etc.
- ✓ Always throw waste in the dustbin.
- ✓ Wish everyone with a smile.
- ✓ Turn off the fans/lights and tap when not in use.
- ✓ Brush your teeth twice a day.
- ✓ Wake up early and sleep on time.
- ✓ Do a clean up after work and play.
- ✓ Dress up by yourself.
- ✓ Water the plants and also keep water for birds.
- ✓ Practice to eat without spilling the food.

Note for Parents:


- ✓ These are suggested tasks and can be repeated according to the child's choice.
- ✓ Capture moments of each day's task done by the child.
- ✓ From the moments captured of the different activities you've enjoyed during the vacations, on an A3 sheet make a collage of the same, decorate it well and bring it to school to share it with your friends.

Have a great



VaCaTion!

ReAD



ReAD

Dear Parents,

Twenty minutes a day is all it takes to develop reading skills in your child.

Follow the following steps to build a better reader!

Pre-reading;

- Let the child pick up a story book from the age appropriate section.
- Teach your child how to handle a book carefully and with respect.
- Go through the illustrations together.
- Ask the child what does he /she thinks the story is all about.

During reading;

- Share the book while reading.
- Read with expressions and be excited about the reading.
- Explain the difficult words.
- Read once more.

After reading;

- Ask your child to identify the characters.
- Ask your child to sequence the story according to the beginning, middle and end.
- Sometimes ask them to change the ending.

Reading aloud with children is an essential component to language development and is one of the most important activities for preparing them to succeed as readers.

Some suggested books:

S.NO.	TITLE	AUTHOR/PUB
1	THE ADVENTURE OF TOTO IN THE AUTO	RUTYA VYAS
2	WHY ARE YOU AFRAID TO HOLD MY HAND?	SHIELA DHIR
3	CLIFFORD GOES TO DOG SCHOOL	SCHOLASTIC
4	COUNTDOWN TO KINDERGARTEN	SCHOLASTIC
5	I LOVE YOU ALL DAY LONG	HARPER COLLINS
6	LITTLE MISS SPIDER AT SUNNY PATCH	DAVID KIRK
7	WEMBERLY WORRIED	KEVIN HENKES
8	MAGICAL SCHOOL BUS AND A MISSING TEETH	SCHOLASTIC
9	YOU WILL BE MY FRIEND	PETER BROWN
10	YOU READ TO ME ,I WILL READ TO YOU	SCHOLASTIC
11	LEARNING GOOD MANNERS WITH PEPPER(12 STORIES)	APPU SERIES
12	MOORKH BAKRIYAAN	SHREE BOOK CENTRE
13	SUNAHARI MACHLEE	SHREE BOOK CENTRE